



BCG

THE BOSTON CONSULTING GROUP

THE NETWORK 
The world's local recruitment experts

DECODING GLOBAL TALENT 2018

WHAT 366,000 WORKFORCE
RESPONDENTS IN 197 COUNTRIES
TELL US ABOUT JOB PREFERENCES
AND MOBILITY

The Boston Consulting Group (BCG) is a global management consulting firm and the world's leading advisor on business strategy. We partner with clients from the private, public, and not-for-profit sectors in all regions to identify their highest-value opportunities, address their most critical challenges, and transform their enterprises. Our customized approach combines deep insight into the dynamics of companies and markets with close collaboration at all levels of the client organization. This ensures that our clients achieve sustainable competitive advantage, build more capable organizations, and secure lasting results. Founded in 1963, BCG is a private company with offices in more than 90 cities in 50 countries. For more information, please visit bcg.com.

The Network is a global alliance of more than 50 leading recruitment websites, committed to finding the best talent in over 130 countries. Founded in 2002, The Network has become the global leader in online recruitment, serving more than 2,000 global corporations. We offer these corporations a single point of contact in their home countries, and allow them to work in a single currency and with a single contract—while giving them access to a global workforce. The recruitment websites in The Network attract almost 200 million unique visitors each month. For more information, please visit www.the-network.com.

DECODING GLOBAL TALENT 2018

WHAT 366,000 WORKFORCE RESPONDENTS IN 197 COUNTRIES
TELL US ABOUT JOB PREFERENCES AND MOBILITY

RAINER STRACK

MIKE BOOKER

ORSOLYA KOVACS-ONDREJKOVIC

PIERRE ANTEBI

DAVID WELCH

This is the first in a series of articles about workforce changes and skills of the future.

CONTENTS

3	THE WORKFORCE CHALLENGE
5	A DECLINE IN THE DESIRE TO WORK ABROAD
8	THE APPEAL OF SPECIFIC FOREIGN DESTINATIONS
14	THE SEARCH FOR A GOOD CULTURAL FIT
16	HOW COMPANIES AND GOVERNMENTS CAN ADAPT
20	ADVICE FOR INDIVIDUALS
22	FOR FURTHER READING
23	NOTE TO THE READER



THE WORKFORCE CHALLENGE

ASK LEADERS AT big companies what worries them, and one of the first things they'll mention is the challenge of managing a workforce at a time of rapid change. Jobs being transformed by automation and artificial intelligence is one big concern—even if the full effects are still a few years off. Even now, with automation just starting, many positions require new digital capabilities or deep technical expertise. They're hard to fill.

And then there's the impact of demographics. Older employees are retiring, and younger replacements don't have equivalent knowledge. If younger people want to take on these legacy jobs—a question in the first place—it's only on certain terms. Younger candidates bring their own workplace expectations.

As they wrestle with these challenges—and the resulting talent imbalances—corporate leaders and economic policymakers should be taking a closer look at where people want to work, what they want in a job, and where to find needed skills. Just as companies and countries study everything from the capital markets to the weather, they must now try to get a handle on the future of the workforce. This includes finding foreign candidates at a time when immigration policy is undergoing change in many countries.

With all of this in mind, The Boston Consulting Group and the online international recruitment company The Network have joined together to create one of the largest surveys ever of labor trends and work preferences—366,000 people in 197 countries. (See Exhibit 1 to understand the survey scope and participants' backgrounds.)

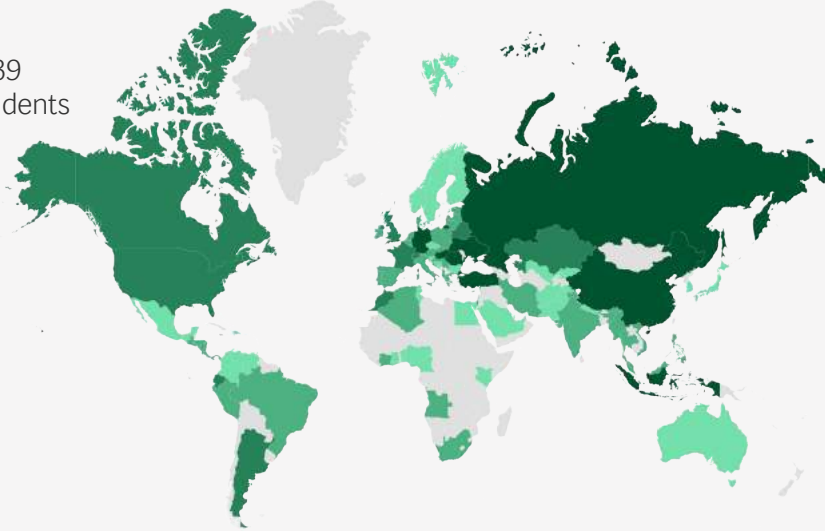
In taking this comprehensive approach—and by comparing our findings with those of our previous study in 2014—we set out to understand what has changed about people's job preferences and attitudes toward mobility.

This year, we added questions about megatrends in the world of work, about the global workforce's willingness to learn new skills, about their interest in working in new ways, and about their readiness to meet the challenges of a digital era. A simultaneous survey of 6,000 recruiters gave us the employer perspective. (See the appendix, "Survey Methodology.")

Understanding global workforce attitudes is critical for both companies and countries. Those that manage it will gain flexibility in addressing their future challenges and will have the best shot at sustaining economic growth.

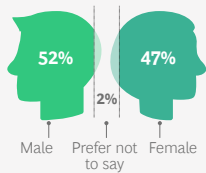
EXHIBIT 1

A Survey of 366,139 Workforce Respondents in 197 Countries

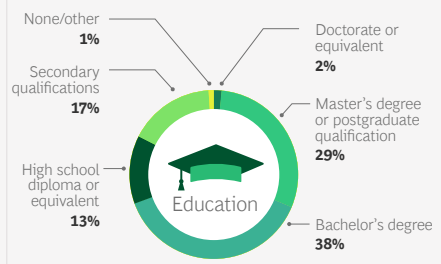
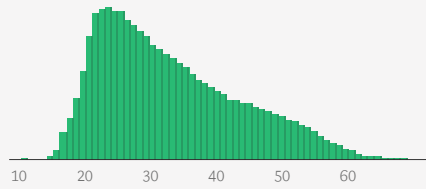


	Americas	Middle East and Africa	Europe	Asia-Pacific
10,000 or more respondents			Germany Hungary	Romania Russia Turkey Ukraine China Indonesia
5,000–9,999 respondents	Argentina Canada Ecuador US	Morocco	Belarus France	Kazakhstan Switzerland
1,000–4,999 respondents	Brazil Costa Rica El Salvador Guatemala Honduras Jamaica Nicaragua Panama Peru Trinidad and Tobago	Algeria Angola Iran	Albania Austria Belgium Croatia Cyprus Denmark	Estonia Greece Ireland Italy Latvia Lithuania Netherlands Poland Portugal Serbia Slovakia Spain
100–999 respondents	Barbados Colombia Dominican Republic Mexico Venezuela	Benin Cameroon Egypt Ghana Kenya Nigeria Qatar Saudi Arabia Tunisia United Arab Emirates	Bosnia and Herzegovina Bulgaria Czech Republic Finland Kyrgyzstan Luxembourg Norway Slovenia Sweden Uzbekistan	Afghanistan Australia Japan Nepal Pakistan South Korea Vietnam
Less than 100 respondents	Other Americas	Other Middle East and Africa	Other Europe	Other Asia and Pacific

366,139
Workforce respondents



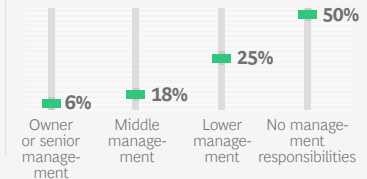
Age distribution



Industry



Position

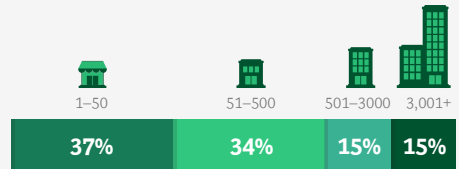


6,180
Recruiter respondents



29% Recruit abroad
71% Recruit domestically

Company size



Source: 2018 BCG/The Network proprietary web survey and analysis.
Note: Percentages may not total 100 because of rounding.



A DECLINE IN THE DESIRE TO WORK ABROAD

THERE IS NO denying the impact that tightening trade and immigration policies are having on the US's reputation as a work destination and that Brexit is having on the UK's. The changes brought about by heightened nationalism show up in the survey results—sometimes subtly, sometimes less so. Other factors, too, have affected the global map of mobility. Notable among these are Europe's refugee crisis, Asia's continuing rise, and Eastern Europe's economic revitalization.

The net result is that overall willingness to emigrate has dipped. Fifty-seven percent of all respondents now say they would move to another country for work. While that is still a sizable number, it is 7 percentage points lower than when we asked the same question in 2014. Then, the “would relocate” response was 64%.

It could be that the world is becoming less mobile. Or it could be that work itself is becoming more global, making it unnecessary for people to uproot their lives to find satisfying, well-paying jobs.

Mobility is not lower everywhere, of course. More than 90% of Indians and 70% of Brazilians now say they would be willing to move to another country for the right job. (See Exhibit 2.) Those are two of the world's most populous nations; in both, willingness to

work abroad is up significantly since 2014. Willingness to work abroad has also increased substantially in the US and UK, the two countries whose political shifts have gotten the most attention, and is above 70% in much of Africa.

Overall, however, willingness to relocate for work has declined. Of the 50 most populous countries in the survey, only 7 show a significantly greater interest in mobility now versus 2014, as reflected by the percentage of their population willing to emigrate. Twelve of the 50 show a significant decrease in mobility. (For purposes of analysis, we treated an increase or decrease of 10 percentage points as significant.)

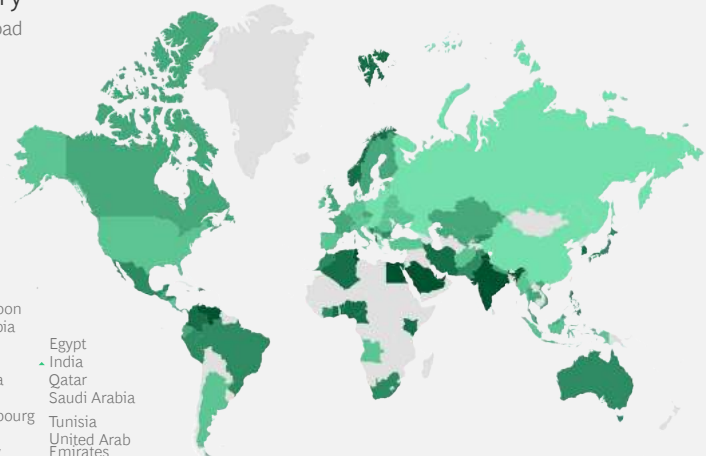
Among the countries whose workforce is significantly less inclined to consider a foreign work assignment now is China. Eric Li, an IT executive in Shanghai who participated in this year's survey, says that China has become an innovator in many areas. That has made it unnecessary for Chinese to move abroad to

“Fifty-seven percent of people would work abroad, a drop from 2014.”

EXHIBIT 2

Willingness to Work Abroad, by Country

Percentage of respondents who are already working abroad or are willing to move abroad for work



CHANGE FROM 2014 TO 2018

- ▲ Increase of greater than 10 percentage points
- ▼ Decrease of greater than 10 percentage points
- ◻ No arrow = no change, or no change greater than 10 percentage points

Source: 2018 BCG/The Network proprietary web survey and analysis.

Note: Total sample size was 366,139; listed are the countries from which there were more than 100 responses.

“Willingness to take a job abroad is 67% among digital experts—higher than the world average.”

advance their careers, says Li, who previously worked in both the US and the UK. “There are lots of really great opportunities in China over the next few years,” Li, 43, says.

Improving economic conditions would also seem to explain the steep falloff in mobility in many central and eastern European countries. Respondents in Poland, Croatia, Slovenia, and Romania are all below the mobility average after having been above it, by wide margins, in 2014. This part of the world has seen a lot

of investment and most economies here are growing at rates above the global average.

Personal factors also play into mobility. People who don’t have children are more likely than people who do to say they would be willing to consider an opportunity in a

country other than their own (60% of nonparents are willing versus 52% of parents). Similarly, there is more willingness to work abroad among those who are single than among those who are married (65% versus 51%), among men than women (61% versus 53%), and among respondents in their twenties than among respondents age 60 or older (61% willingness versus 44% willingness).

Because the survey respondents skew a little young, and because many describe themselves as job seekers (increasing their inclination to be flexible), the 57% willingness figure may overstate the interest in overseas employment among the world’s total work population.

But often it’s younger employees—with their malleability, up-to-the-minute technical know-how, ambition, and stamina—that foreign countries and multinational companies want to hire in the first place.

The survey contains potentially good news for the many recruiters who are responsible for filling technology or digital-development jobs. Sixty-seven percent of global respondents and job seekers who are expert in areas like user interface design, mobile app devel-

opment, and artificial intelligence or machine learning say they would be willing to move to a new country for the right job. That's 10 percentage points above the global average.

By contrast, companies and countries may have challenges recruiting foreigners for less glamorous but still crucial blue-collar jobs. Countries need people to work in hotel house-keeping, take care of their elderly, repave the roads, and work the graveyard shift in manufacturing plants. But the workers who might be most inclined to consider these positions—those in service-sector or manual jobs with no more than secondary educations—rank relatively low in mobility. Just 50% of them are willing to move abroad for work, 7 percentage points below the global average.

The reasons why people would be open to living abroad have shifted somewhat since 2014. Four years ago, the top reason was to

broaden one's personal experience. Personal experience still matters in 2018, but two more practical motivations—better career opportunities and a better standard of living—have risen in importance.

Perhaps not surprisingly, practical reasons loom large in the emigration attitudes of people in politically unstable countries (defined by the World Bank as countries where corruption is high and political rights are limited). First and foremost, respondents in such countries—with a willingness to relocate of 60%, above the average—are looking for a better standard of living. Workers in unstable countries like Iraq and the Democratic Republic of Congo put less weight on personal factors such as getting to know a different culture. Those are more likely to be cited by people in highly stable countries as reasons for pursuing a job abroad. (See Exhibit 3.)

EXHIBIT 3

Political Stability Affects the Motivations to Work Abroad



Sources: 2018 BCG/The Network proprietary web survey and analysis.
 Note: Data from the World Bank was used to rate each country's overall stability.

Personal experience Job and career Better life



THE APPEAL OF SPECIFIC FOREIGN DESTINATIONS

DEMONSTRATING ITS CONTINUING appeal, the US ranked first as a work destination in the survey, as it did in 2014. (See Exhibit 4.) The US's popularity isn't limited to respondents in any one part of the world. It is the top destination for people in Latin America, the Caribbean, and sub-Saharan Africa; the second-most-popular destination for people in the Middle East and North Africa; the second-most-popular destination also for Europeans; and the third-most-popular destination for respondents in South Asia.

To be sure, there are some specific countries in which the US isn't viewed as favorably as it

was a few years ago, before the 2016 elections. One clear example of the changed view is Mexico, the US's southern neighbor, along whose border US president Trump has proposed to build a protective wall. That plan, and the rhetoric that has accompanied it, may have lessened

the interest of Mexicans in moving to the US. First as a destination for Mexican respondents in 2014, the US is now second, after Canada.

Before Brexit, the UK was the top European destination for foreigners. Germany has replaced it and is now the second-most-popular work destination overall, the survey shows. Germany exerts a particularly strong pull on respondents in Russia and also in North Africa, the Middle East, and Eastern Europe. (It has a somewhat lower appeal in many G20 countries—see Exhibit 5.) A variety of factors may account for Germany's popularity, including the country's strong industrial sector, generous social services, and open immigration policy. In 2015 alone, net migration to Germany exceeded 1 million people, driven by Middle Eastern and North African refugees. There are now more displaced Syrians living in Germany than in the rest of the EU combined.

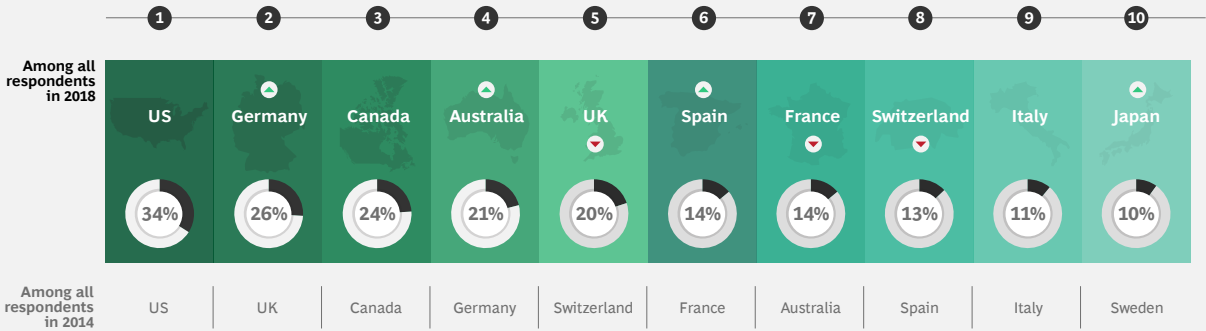
The third-most-popular work destination, Canada, has benefited from an immigration policy that is intended to strengthen Canada's economy—and that most Canadians support. If you are between the ages of 20 and 29, well educated, have skills that the country needs, and can speak one of the two official Canadian languages (French or English), Canada wants you. And you may want *it* given Canada's high standard of living, universal

“The US is number one followed by Germany, the only top-five destination that is not English-speaking.”

EXHIBIT 4

Top Ten Most Attractive Countries for the Global Workforce

Ranked by percentage of respondents willing to move to each country for work



Among all respondents in 2018

Among all respondents in 2014

Source: 2018 BCG/The Network proprietary web survey and analysis.

CHANGE FROM 2014 TO 2018

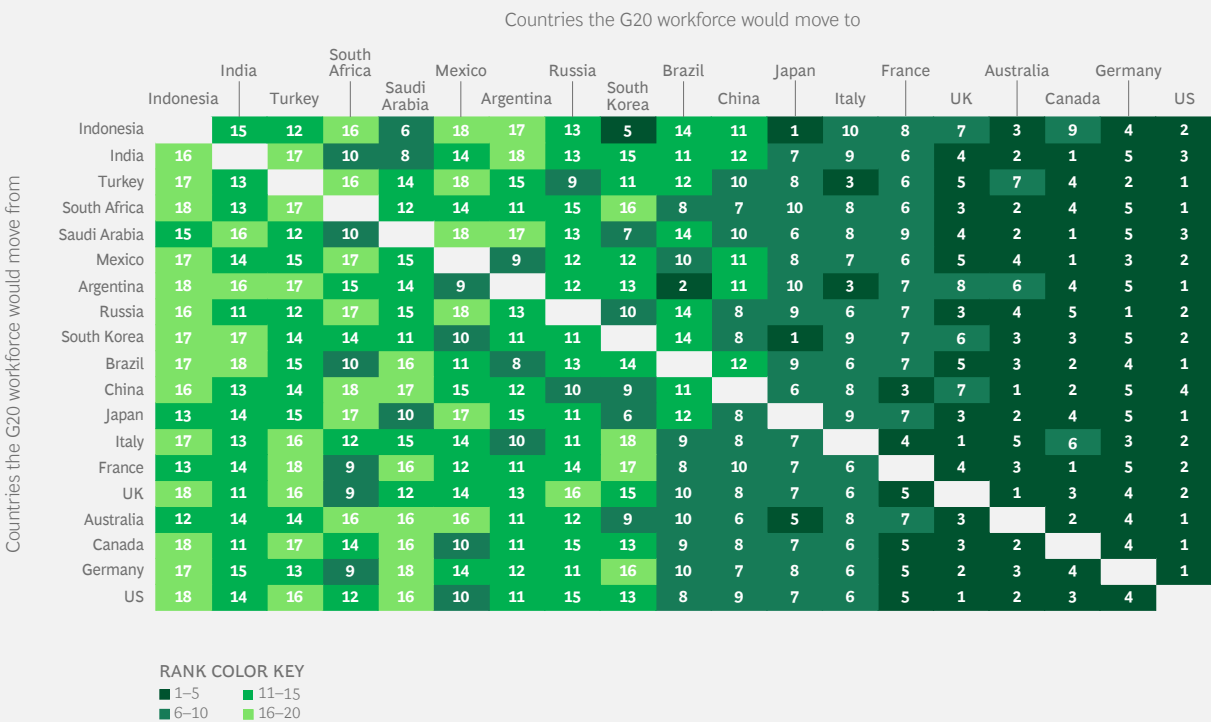
▲ Increase in rank ▼ Decrease in rank

No arrow = no change in rank

EXHIBIT 5

Where the G20 Workforce Would Move for Work

Receiving country's rank as a work destination



Source: 2018 BCG/The Network proprietary web survey and analysis.

Note: Nineteen countries are shown because the G20 includes the European Union.

health care, abundance of nature and wild-life, and acceptance of multiculturalism.

New to the list of top-five destinations this year is Australia. Australia appears to have taken on some of the shine previously associated with the UK. The interest in Australia as a possible work destination is particularly high in countries with which Australia shares a colonial past. This includes the UK itself, whose mobile respondents rank Australia first. Two other former UK colonies, India and South Africa, put Australia second.

Interest in moving to the UK has declined dramatically since 2014. There is still a lot of interest from job seekers in common-

wealth countries, a group that includes 53 independent nations and has a combined population of 2.4 billion people. For instance, the UK is still high on the lists of Jamaicans, Barbadians, Ghanaians, and Nigerians. But Brexit—with its protectionism and internal orientation—seems to have knocked the UK off the short list of would-be mobile respondents in other places. To take just one example, in 2014 the UK was the number-one destination for Chinese workers interested in working abroad. Now, the UK is number seven for the Chinese, behind Australia, the US, and four other countries including Japan.

From the vantage point of the UK's appeal, it's probably lucky that it has London (the



THE MBA



Tomilola Abiodun

“Being in the US Will Advance My Career”

Tomilola Abiodun had already been working for six years in financial consulting and banking in her native Nigeria when she decided to pursue an MBA in the US. Abiodun believes that studying in the US will broaden her experience, allowing her to meet people from different backgrounds and countries. “It will advance my career,” the 26-year-old says.

Her time away from Nigeria will be for longer than the usual two years of an MBA. Ohio State University, where she is studying, has a gap program under which students get overseas consulting assignments. Abiodun says she wouldn't return to Nigeria immediately after getting her degree anyway because that would undo its value. “The work environment in Nigeria is not developed enough to acknowledge a master's or MBA,” she says. “I would have to take a job at a similar level as when I left.”

Like anyone who tries to reestablish themselves in a foreign country, Abiodun has encountered a bit of a learning curve. She didn't anticipate how important networking—simply getting out and meeting prospective employers—would be in the US. “People do get great jobs, but they work very hard to get these jobs,” she says.

Abiodun is like a lot of workers in their twenties in that she isn't yet putting a big emphasis on compensation. That will come, she says: “If you develop quickly, compensation won't be a problem later on.”

number-one city in the world to move to). One of Europe’s most vibrant cities, London has a rich history, abundant old-world charm, an international and diverse population, and, not incidentally, an electorate that voted by a three-to-two margin to stay in the EU. London’s continued popularity suggests that cities can have different and, in some cases, better brands than the countries they’re in. (See the sidebar, “EU and US Cities Are Still the Most Popular.”)

Another European country whose relative popularity as a work destination has fallen, likely as a result of policy changes, is Switzerland (now number eight on the list of all survey respondents). In 2014, voters in Switzerland narrowly approved a referendum limiting “mass immigration” and reducing the number of quotas available to foreigners.

The new quotas have the most impact outside the EU, and this is reflected in the lower ranking of Switzerland as a work destination now versus in 2014 on the part of Russians, Chinese, and Americans. But the interest in working in this polyglot country has also fallen in two of its EU neighbors, Germany and Italy.

Some different countries appear on the top-destinations list when those willing to relocate are grouped by region. For instance, Singapore is number four for people in the Asia-Pacific region; South Korea and New Zealand rank eighth and tenth, respectively. The United Arab Emirates shows up on the top-ten lists of people in Africa and the Middle East. Brazil is on the list of respondents in both Latin America and sub-Saharan Africa. (See Exhibit 6.)

EXHIBIT 6

Top Work Destinations by Geography and Demographics

Ranked by percentage of respondents willing to move to each country

Rank among respondents by geography	1	2	3	4	5	6	7	8	9	10
Europe and Central Asia	Germany	US	UK	Canada	Australia	Switzerland	Spain	Italy	Austria	France
North America	Australia	UK	US	Canada	Germany	France	Italy	Spain	Switzerland	Ireland
Latin America and the Caribbean	US	Spain	Canada	Germany	Cyprus	Italy	Argentina	Australia	UK	Brazil
Middle East and North Africa	Canada	US	Germany	France	Australia	UK	United Arab Emirates	Switzerland	Belgium	Sweden
Asia-Pacific	Australia	US	Japan	Singapore	Canada	UK	Germany	South Korea	France	New Zealand
Sub-Saharan Africa	US	Canada	UK	France	Australia	Germany	South Africa	Brazil	United Arab Emirates	Switzerland
Unstable countries	US	Germany	Canada	UK	Australia	Italy	Switzerland	France	Spain	Poland
In the G20	US	Australia	Germany	Canada	UK	Switzerland	France	Japan	Italy	Spain
Not in the G20	US	Canada	Germany	UK	Australia	Spain	France	Switzerland	Italy	Austria

Rank among respondents by demographics	1	2	3	4	5	6	7	8	9	10
Highly educated	US	Germany	Canada	UK	Australia	Switzerland	France	Spain	Italy	Austria
Less educated	US	Germany	Canada	Spain	Australia	UK	France	Italy	Switzerland	Japan
Digital experts	US	Germany	Canada	Australia	UK	Switzerland	France	Spain	Japan	Italy
Female	US	Canada	Germany	UK	Australia	Spain	France	Italy	Switzerland	Japan
Younger	US	Germany	Canada	UK	Australia	France	Spain	Switzerland	Japan	Italy
Older	US	Japan	Australia	Germany	Singapore	UK	South Korea	France	Canada	Saudi Arabia

Source: 2018 BCG/The Network proprietary web survey and analysis.

Note: Highly educated is defined as having a master's degree, a doctorate, or the equivalent. Less educated is defined as having a high school or no formal education. Digital expert is defined as expert in at least one digital skill. Younger workers are defined as younger than 30 years of age. Older workers are defined as older than 60 years of age. Unstable countries are according to the World Bank.

EU AND US CITIES ARE STILL THE MOST POPULAR

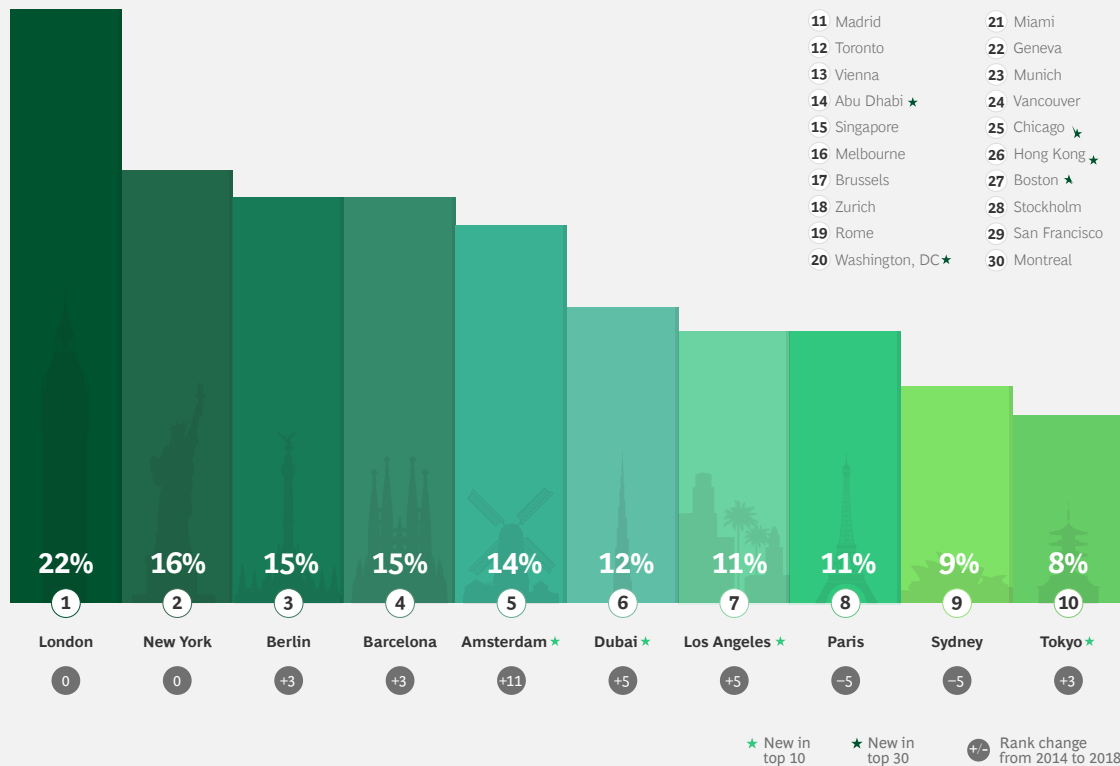
The UK may have fallen in popularity as a work destination since 2014. But the snub does not extend to London.

The UK capital is still the number-one city that foreigners say they would move to. New York remains number two. (See the exhibit below.)

When people are asked about the cities they would work in, they tend to mention the big metropolises of the EU and the US. These two geographies are home to two-thirds of the most popular 30 cities for work from foreigners' perspectives. But cities in other regions are starting to attract attention. Dubai (the most populous city in the United Arab Emirates) is now a top-ten work destination, according to our survey, and Abu Dhabi has moved sharply up the rankings too. Hong Kong is another non-Western city whose popularity increased in the last four years.

Top Ten Most Attractive Cities for the Global Workforce

Ranked by percentage of respondents willing to move to each city for work



Source: 2018 BCG/The Network proprietary web survey and analysis.



Jesus Alvarez Manzanilla

“I’m Growing Personally and Professionally”

Jesus Alvarez Manzanilla of Mexico was coming off a brief, unsuccessful attempt to start a business when he began freelancing to make ends meet. Although a digital career wasn’t what he wanted—Manzanilla had gotten a master’s in food science in Germany and was hoping to work in sustainable agriculture—his knack for numbers and for marketing were skills he could quickly capitalize on. Before long, a digital travel startup in the Netherlands was supplying all the contract work he could handle.

Today, that client is Manzanilla’s employer, and Manzanilla is living and working in Amsterdam as a search engine marketer. He is one of millions of highly skilled digital experts around the world who have capitalized on their talents to nail down a great job and earn a good living.

Manzanilla, 31, has a very high level of job satisfaction. He has an excellent rapport with his coworkers—“I feel I can talk with everyone”—and abundant opportunities for skills development. He is now learning Tableau, a visualization technology, and SQL.

Manzanilla says he would eventually like to return to Mexico, because he misses his family and friends and because the weather is nicer than in Amsterdam. First, though, he will have to shake off the golden handcuffs. “Right now I am growing personally and professionally in a way I never thought I could have,” he says. “I am afraid to make plans, to be honest.”

MORE DETAIL ON EIGHT COUNTRIES

In addition to this overview report, BCG and The Network have posted in-depth articles about changing work attitudes in eight countries. Click the links below to go to the articles.

- [China](#)
- [France](#)
- [Germany](#)
- [Russia](#)
- [Switzerland](#)
- [Turkey](#)
- [UK](#)
- [US](#)

THE SEARCH FOR A GOOD CULTURAL FIT



RESPONDENTS GLOBALLY TEND to put a premium on the job benefits and satisfactions that are a function of an employer's culture. The top three job preferences cited in the survey are a good relationship with peers, a good work-life balance, and a good relationship with one's superior.

The top workplace satisfaction factors, which also ranked high in 2014, all have to do with the *feelings* that people have about what they do every day. That is also true of appreciation for one's work: the gratification one feels when one's ideas, approaches to problem solving, or project management skills are singled out for praise by colleagues or a boss. Getting such recognition is a primary goal of German workers and ranks high in other parts of the world as well. "It's important to get credit," says Ana-Maria Simionovi-

ci, a Romanian computer scientist who has a PhD from the University of Luxembourg and has been a researcher at the University of Sydney.

In countries where the idea of prosperity is

newer and financial success is not achieved as easily, the top job elements are, in a sense, more about the future. Respondents in Algeria, Morocco, and Nigeria rank learning and skills training first. Career development is the topmost consideration in three of the biggest emerging economies: China, India, and Brazil. In Indonesia and the Philippines, two nations in the East Indies, the top element is job security. (See Exhibit 7.)

And let's not forget compensation. A desire not to seem too blatantly mercenary may have kept the number of "votes" for this job element low in the survey. But money does matter. And respondents in some countries aren't reluctant to say so. To those in Russia and Ukraine—where market economies are barely a generation old—financial compensation is the most important thing.

The survey also shows that people's job preferences evolve over time. Most people's concern about money, for instance, increases in their thirties and peaks in their forties and fifties, the period when they may be raising a family and have the most financial obligations. And job preferences are also affected by personal circumstances that vary from person to person.

When we interviewed Sudha Lakshmi of New Delhi four years ago, her primary concern about her job in operations at an Indian in-

“The top job priorities have to do with relationships and work-life balance.”

EXHIBIT 7

What Matters Most on the Job

Top ten global work preferences vs. top five preferences among select countries

Globally		1	2	3	4	5	6	7	8	9	10
Top ten work preferences in 2018		Good relationships with colleagues	Good work-life balance	Good relationship with superior	Learning and training opportunities	Career development	Financial stability of employer	Job security	Financial compensation	Work being appreciated	Interesting work
By Country											
Looking for appreciation	Argentina	4		5	2	3				1	
	Austria	1	3	5						2	4
	Germany	2	4	5						1	3
Always improving	Brazil	4	5	2	3	1					
	China	5			2	1	4				
	India		3	5	2	1					
	Japan	2	3	5	4	1					
	Mexico		3		2	1		5		4	
	Morocco	5		4	1	2		3			
	South Africa		3		2	1		4			
	Turkey		3	5	4	1		2			
Security first	Indonesia	2		4	5	3		1			
	Malaysia		2	5	3	4		1			
There is life after work	France	4	1	2	5						3
	Italy	4	1	2	3						
	Spain	2	1	5				4		3	
	UK	2	1	3			5			4	
Money matters	Russia	5			3		2	4	1		
	Ukraine		2		4	5	3		1		
Relationships matter	Canada	2	3	1			4	5			
	Denmark	1		4						5	3
	Israel	3	4	1					2	5	
	United Arab Emirates	2	5	1		3		2			
	US	4	3	1			2				

Source: 2018 BCG/The Network proprietary web survey and analysis.

insurance company was economic. “My priorities have changed,” Lakshmi, who has a teenage son, says today. “I am getting paid well” by the same company she was at previously and “that gives me a good work-life balance. Now my priority is to do something that

helps my son in his studies or that will enhance his career in the future.” That includes giving her son the opportunity to study and live abroad, as she herself did last year, when she worked in London.



HOW COMPANIES AND GOVERNMENTS CAN ADAPT

THE SURVEY'S INSIGHTS about the global workforce have some clear implications for companies and government policymakers.

Implications for Companies

To be sure they have the right mix of talent, companies should take the following steps.

Rigorously forecast their workforce and skill needs. It all begins with strategic workforce planning—forming a picture of where a company may have fewer skills than it needs in the future and where it may have too many. A crucial new input here will be staff changes resulting from automation, once robotic software and artificial intelligence come into wider use.

Be creative and flexible in sourcing. One of the big opportunities in an interconnected world is the ability to access needed skills even when the skills don't exist, in the required quantity, at home. Technology companies have been particularly forward-thinking about this, bringing difficult-to-fill jobs to where the experts are, rather than asking the experts to come to where they are. Apple and Google are among the many international technology companies that have opened R&D facilities in the digital-talent “hot spot” of Tel Aviv. A lot of other such hot spots are emerging, including Abu Dhabi, Barcelona, and Hyderabad, India. We expect to see more companies, includ-

ing companies from traditional industries, establishing outposts in these locations.

Companies should also consider investing in innovative recruitment solutions, including the use of algorithms to identify promising candidates on job and social media sites, as well as video interviews that apply artificial intelligence to identify the best prospective employees based on speech patterns. Products like these can make the recruitment process more global and efficient—though they might best be seen as a support tool for recruiters, given candidates' focus on company culture and on a more personal touch in their office relationships.

Some companies, when they can't find a specific type of employee, acquire a whole set of them at once. The move (in the form of a buyout done to gain access to human expertise, not to any underlying assets) is called *acqui-hiring* and it has become especially common as a way to pick up digital talent. Usually, the acquired company abandons the products or services it was working on and the employees move to projects that are priorities for the acquirer.

Remake the culture to fit the preferences of the workforce. For companies that want to get the best workers, saying the right things isn't enough. Instead, companies must genuinely rethink their cultures and encour-

age the behaviors that will make a difference to those who work for them—now and in the future.

New behaviors won't start until employers change the organizational context that drives behaviors. This means adjusting the goals, resources, and constraints that shape how managers and employees work and interact. Among the things that can push this forward are modern performance management systems, including real-time direct feedback from colleagues; shared targets that encour-

age collaboration; and new organizational models, like agile teams. Agile methodologies may be particularly valuable when applied broadly across companies. Implementing agile on this kind of scale flattens organization structures and requires more collaborative relationships, including at the boss-employee level. It can contribute to the work atmosphere identified as important in the survey.

Take steps to reskill and develop the workforce. A logical outgrowth of the strategic workforce plan, staff development of this

THE SOJOURNER



Matej Hrapko

“I Moved Abroad Originally Because of Limited Opportunities at Home”

The Slovakia where Matej Hrapko got his master's in applied mechanics was struggling economically. “There weren't that many opportunities, and salaries were low,” he says. So, Hrapko set out for Western Europe, getting his doctorate in the Netherlands and working in a succession of high-level engineering jobs in Switzerland and Germany.

Hrapko is now at an automotive supplier in Austria, where the days are intense and the expectations are high. Despite his technical training and his experience in research and development, Hrapko, 39, sometimes worries about being able to compete with younger colleagues. “I used to be one of the best in the company in terms of IT stuff,” he says. “But the younger generation is simply much better. It's difficult to keep pace.”

Hrapko says his next step might be to manage other engineers—helping them to reach their own potential—rather than continuing to tackle and solve technical problems himself. He is also looking to find ways to spend more time with his wife and two children—a preference for work-life balance that many people feel as they approach 40.

Slovakia is just across the border from where his family now lives in Austria, and Hrapko—conscious of how things have changed in his native country—admits he thinks about moving back. In the Slovakian capital of Bratislava, he says, “there are actually quite a lot of startups.” And “many more opportunities in Eastern Europe” generally than when he was a student in his twenties making the initial decision to leave. “Now, I'm not really sure if I would need to make such a move.”

kind involves the use of quantitative models to determine which employees should get new or additional training. It also includes the implementation of new ways of learning (like app-based digital “nudges”) and of new career paths and profiles (such as a digital-expert career track).

Implications for Governments

In many countries, there is tremendous pressure to curtail immigration and inbound mobility. No one can say for sure how long this pressure will last. It’s our view, though,

that mobility and open borders allow highly skilled talent to flow freely, which is crucial for the development of economies in the long run. For that reason, countries should undertake the following initiatives.

Develop a strategic workforce plan. This means making quantitative forecasts for how national talent and skill gaps will evolve in the future. Without such a starting point, countries won’t have a clear picture of what’s happening with labor flows and won’t be able to intervene in their own economies in effective ways.

THE CONTRACT WORKER



Scott Fagerstrom

In Demand in China Because of English-Language Skills

It’s no surprise to Scott Fagerstrom that China is showing up as a work option for more people—he made the jump himself just about a year ago. Until 2008, Fagerstrom held a succession of increasingly higher-level editorial positions at US newspapers and in corporate and agency public relations. But he was laid off when tech giants began siphoning off revenue from newspapers and PR agencies, forcing those industries to cut jobs. For a time he worked at local and online news outlets, getting downsized out of those positions as well as jobs in the communications sector disappeared. At one point he checked groceries at a big-box store, a position he accepted because it offered health insurance.

Last year, Fagerstrom, 62, got a lifeline: a one-year contract as an editor on an English-language newspaper 9,000 miles away in Beijing. Fagerstrom is one of a handful of editors there who are native English speakers, a crucial skill at a paper where virtually the entire reporting staff is Chinese and knows English only as a second language.

Though Fagerstrom says his Chinese is extremely limited—“I can count from one to five and say please and thank you”—he would consider renewing his contract to stay in China or finding another gig elsewhere in East Asia where his knowledge of English would be valuable.

That China is showing up as a work option for more non-Chinese seems like a logical development to him. China has jobs, he says, and “people are attracted” to that.

Put forward a national “brand,” where possible, to support specific inbound mobility initiatives. There are numerous examples, large and small, of countries addressing their skill shortages by targeting foreign labor. Finland’s recruitment of Filipinos to serve as nurse assistants for its elderly population is one example. In Canada, the restructuring of the country’s Temporary Foreign Worker Program is bringing in unskilled and semiskilled labor for jobs that Canadians don’t want.

Forge a retention strategy. Countries’ workforce plans will highlight which segments of the labor market are most important to their future. These most important workers must be given a reason to stay—or to come home if they have already left. China’s decades-old “sea turtles” initiative, in which the country is trying to get foreign-educated Chinese, many of them with technical backgrounds, to return home, is one example of a retention strategy. Another is Hungary’s attempt to curtail its brain drain by paying young émigrés to return.

ADVICE FOR INDIVIDUALS

I T SEEMS REASONABLE, in the end, to wonder what all the changes mean for those now in or about to enter the workforce.

For individuals, the best advice is probably not to bet everything on one skill. Indeed, workers should understand that skills that once seemed like a guarantee of lifetime employment can lose their relevance quickly.

The logical response, especially to the risk of displacement through technology, is learning new skills—an adjustment that most workers are already thinking about. Sixty-eight percent of respondents say they are willing to do some retraining today, even without any immediate job risk. Another 29% say they'll retrain if they have serious problems finding a job.

Indeed, training is already woven into the fabric of the modern work experience. Two-thirds of all workers spend a few weeks to a few months per year learning new skills or processes, the survey shows. An increasing amount of this occurs through self-study.

Dina Kiseleva, a Russian national now living in Germany and working part-time as an actress, says she has taken several massive open online courses (MOOCs) and finds them very helpful. “It’s a wonderful way to gain some knowledge,” Kiseleva, 41, says.

Just as it’s smart, from a skills perspective, not to put all of your eggs in one basket, it’s also smart, for those who are mobile, to have more than one possible destination in mind. If the last few years have demonstrated anything, it’s that places that once seemed full of potential can be diminished by regulatory or political change.

This doesn’t mean that people should cross traditional favorites off their list. But they should also be considering second-tier places and fast-growing countries where they could stand out more and make more of a mark. Chiara Fiorillo, a 21-year-old Italian studying journalism in London, sums it up well when she says, “I think that at this time, in 2018, you have to be flexible.”

APPENDIX

SURVEY METHODOLOGY

BCG and The Network conducted this survey in the first four months of 2018. All told, 366,139 employees and job seekers, in 197 countries, participated.

The 40-question survey elicited workers' attitudes in a variety of areas, including their willingness to work abroad, the countries and cities (other than their own) that they would most like to work in, and what they value in a job. The survey also asked about the time that people spend on training, about their willingness to retrain for a new job, and about the impact on their own jobs that people expect from digitization and globalization.

The survey also gathered demographic information, making it possible to analyze respondents' attitudes along a variety of parameters, including nationality, age, education level, and level of hierarchy in an organization. A slightly different version of

the survey, aimed at uncovering employer views and challenges, was taken by almost 6,200 recruiters and enabled some "mirror" analyses.

In some instances, comparisons between 2018 and 2014 were difficult because of changes in survey execution (changes were made to better fit mobile platforms). For that reason, we have avoided most direct percentage comparisons between the two years. Where we have made such a comparison—such as between overall willingness to move abroad now versus in 2014—we have done so only after reanalyzing the 2014 data using a weighting factor.

In addition to the online survey, BCG conducted follow-up interviews with 33 workers. The individuals we interviewed represented a cross-section of the global workforce by age, country of origin, profession, and education level.

FOR FURTHER READING

The Boston Consulting Group has published other reports and articles on the topic of human resources, labor trends, and new ways of working. Recent examples include those listed here.

A CEO's Guide to Talent Management Today

An article by The Boston Consulting Group, April 2018

How Governments Can Boost Labor Productivity

An article by The Boston Consulting Group, April 2018

It's Not a Digital Transformation Without a Digital Culture

An article by The Boston Consulting Group, April 2018

Measuring What Matters in Gender Diversity

An article by The Boston Consulting Group, April 2018

How Diverse Leadership Teams Boost Innovation

An article by The Boston Consulting Group, January 2018

Eight Futures of Work: Scenarios and Their Implications

A report by the World Economic Forum in collaboration with The Boston Consulting Group, January 2018

Towards a Reskilling Revolution: A Future of Jobs for All

A report by the World Economic Forum in collaboration with The Boston Consulting Group, January 2018

How 300 Companies Integrated 2,500 Refugees into Germany's Labor Market

An article by The Boston Consulting Group, May 2017

Twelve Forces That Will Radically Change How Organizations Work

A Focus by The Boston Consulting Group, March 2017

How to Gain and Develop Digital Talent and Skills

A Focus by The Boston Consulting Group, July 2017

Bridging the Skills Gap in Developing Countries

An article by The Boston Consulting Group, March 2016

How Frontline Leaders Can Deliver Breakout Performance

A Focus by The Boston Consulting Group, November 2016

Decoding Global Talent: 200,000 Survey Responses on Global Mobility and Employment Preferences

A report by The Boston Consulting Group and The Network, October 2014

The Workforce Crisis of 2030—and How to Start Solving It Now

A TED Talk by Rainer Strack, October 2014

NOTE TO THE READER

About the Authors

Rainer Strack is a senior partner and managing director in the Düsseldorf office of The Boston Consulting Group and the global leader of BCG's human resources topic. **Mike Booker** is managing director of The Network and is based in London. **Orsolya Kovacs-Ondrejko** is a project leader in BCG's Zurich office and a member of the People & Organization practice. **Pierre Antebi** is managing director of The Network and is based in Paris. **David Welch** is a partner and managing director in BCG's Washington, DC, office and the leader of the global people and organization topic for the retail sector and for the US.

Acknowledgments

This report is the second in the Decoding Global Talent series, produced in collaboration by BCG and The Network (involving The Network's local member organizations worldwide). The 2014 edition can be found at <https://www.bcg.com/publications/2014/people-organization-human-resources-decoding-global-talent.aspx>.

The report is one of BCG's many publications on people, labor market, and HR trends, and it also represents a continuation of The Network's research in the area of international talent mobility. The respondent pool's size and diversity made it possible to conduct further analysis and create reports on the workforce in eight specific countries, which can be found linked to this main publication.

We would like to thank The Network's member organizations for their role in translating the questionnaire to more than 50 languages and for distributing the survey and collecting responses all around the world.

We also thank the participants who completed the survey, as well as those who took part in follow-up interviews.

We thank the members of the project team: Fabienne Herbstrith, Anastasia Hermann, June Limberis, Eric Gregoire, Philipp Löwer, Ana Lopez, Danijel Lozic, Laura Niersbach, Florentine Salmony, Samuel Schlunk, and other colleagues from BCG and The Network for research, coordination, and analysis.

Additionally, we thank Nick South, Jean-Michel Caye, Fanny Potier, Alexander Schudey, Fang Ruan, Asli Kurbay, Daniel Kessler, and Vaidyanathan Srikant for their contributions and insights.

We also thank Robert Hertzberg and Michelle Rafter for their assistance in writing this report and the accompanying locally focused reports, and Katherine Andrews, Mickey Butts, Gary Callahan, Catherine Cuddihee, Kim Friedman, Abby Garland, Frank Müller-Pierstorff, and Shannon Nardi for their editing, design, and production contributions.

For Further Contact

Rainer Strack

Senior Partner and Managing Director
BCG Düsseldorf
+49 2 11 30 11 30
strack.rainer@bcg.com

Mike Booker

Managing Director
The Network
+44 207 572 4226
Mike.Booker@totaljobs.com

Orsolya Kovacs-Ondrejko

Project Leader
BCG Zurich
+41 44 388 86 66
kovacs.orsolya@bcg.com

Pierre Antebi

Managing Director
The Network
+33 1 76 63 01 14
pantebi@figarocms.fr

David Welch

Partner and Managing Director
BCG Washington
+1 301-664-7400
welch.david@bcg.com

© The Boston Consulting Group, Inc. 2018. All rights reserved.

For information or permission to reprint, please contact BCG at:


E-mail: bcg-info@bcg.com

Fax: +1 617 850 3901, attention BCG/Permissions

Mail: BCG/Permissions
The Boston Consulting Group, Inc.
One Beacon Street
Boston, MA 02108
USA

To find the latest BCG content and register to receive e-alerts on this topic or others, please visit bcg.com.

Follow [bcg.perspectives](https://www.facebook.com/bcg.perspectives) on Facebook and Twitter.



BCG

THE BOSTON CONSULTING GROUP

THE NETWORK 
The world's local recruitment experts

